

## PortFolio Insiration

### Benchmark Creation

I searched for portfolios and styles that work amongst people, that they appeal and designs that represent me as a designer. In my search for these designs I came up with the following styles. At first I came up with a modern minimalistic design. These designs are very popular with most people. Modern and minimalistic designs are always clear and it is often clearly what the main goal is.


I did my first research on [Behance.net](https://www.behance.net).

Here is my modern minimalistic design research.



I liked this style because of its simplicity. It's clear they want to look simple hence the name. I like the sans-serif font and the black and white background. These are the only design elements in the design. It's effective and many people will remember this logo because it's that simple.

- I want my logo to be memorable, simple and I want to use the same black and white contrast.



This too is a very simple design, but there are more elements used.

In the background you see there is more colour and this is what will get the peoples attention.

You also see that in this design they used a straight alignment in the logo. This is for readability. A straight text reads easier than a chaotic text.

- I too want to use a accent colour in my portfolio design
  - This because a accent colour will make my design more unique and more memorable
- And I want to use the alignment so I will improve the readability of my style.

I also found more of a retro/modern style



Here you see more warm colours which give it more of a retro look. And the clean, minimalistic lines make it more modern.

What I like about the design is those modern lines and maybe want to use them in my own design.

After the first review Paul pointed me to [awwwards](http://awwwards.com). So I started searching on that website.


<https://www.parsonsbranding.com/>

This design is modern/playful.



It has many colours. But the horizontal scrolling appealed to me because it makes the website more organized

The rest of the page has a modern/minimalistic feel to it but the colours of the website make it more playful.

- Maybe I am going to use this scrolling in my own design.



<https://anniversary.bonhomme-paris.com/>



This design appealed to me because of the minimalistic style and the contrasting black and white.

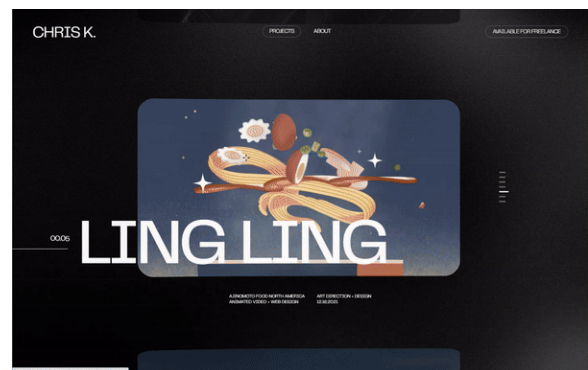
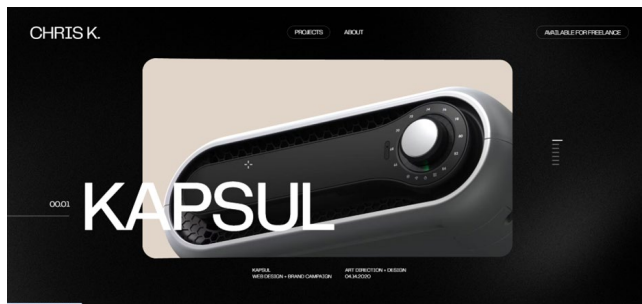
It's very clean, the animations they used in the website are also very memorable and unique. This way the site will be more organised.

It's very clear what goal they are trying to achieve on every page. This is because they used animations to show what they mean and the minimalistic style is also very clear.

One minor issue I found on this website is the scroll animation. you have to scroll very hard to get to the next page.

- I want to use animations to make my website subject clearer and to make my website more organised. An organised layout will cause a friendlier user experience.

<https://chriskalafatis.com/projects>



This style is also very minimalistic and the animations.

Using the vertical carousel is cool and it makes the website unique.

It also improves the layout and overall user experience.

- I would like it to use the vertical carousel on my website.

In the portfolio Review the assessors mentioned that I should make the portfolio more about me. So I started searching for things I think are cool to add to my portfolio.

<https://jingkangzhang.com/>

I also found this website. Its the portfolio of Jingkang Zhang

He made a portrait 3d picture. And used the vertex points to display it.

- I think it would be cool if I could implement this in my website, because this way i will be able to represent who I am.

